



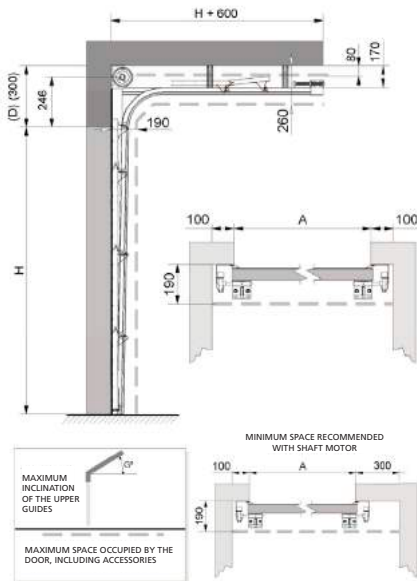
SECTIONAL DOOR

 EXTERIOR  LOADING DOCKS  INDUSTRIAL CLOSING WAREHOUSES

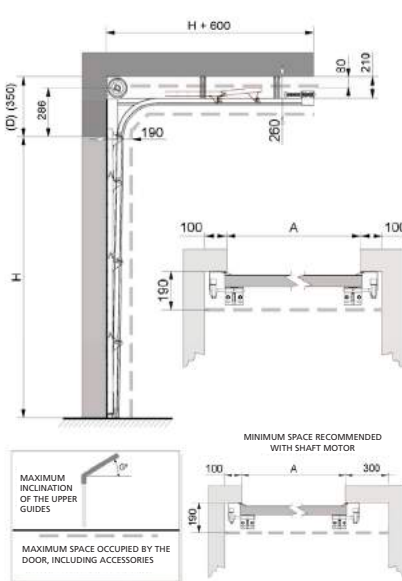
- Ensures the perfect enclosure of the warehouse or factory, providing insulation from outside temperatures and improving the goods conservation, especially in the agri-food industry.
- This door serves to provide security to the enclosure, due to its hermeticity, and helps to regulate the transit of vehicles that intend to access to the interior of the warehouse.
- It stands out for their aesthetic and robust finish, quick assembly and easy use.

LINTELS TYPES AVAILABLE

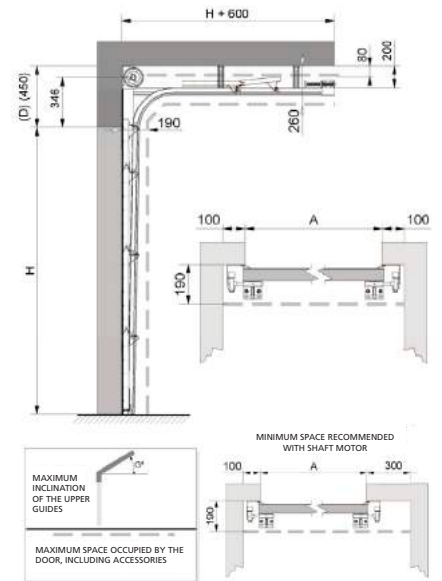
STANDARD LIFT - D 300 mm



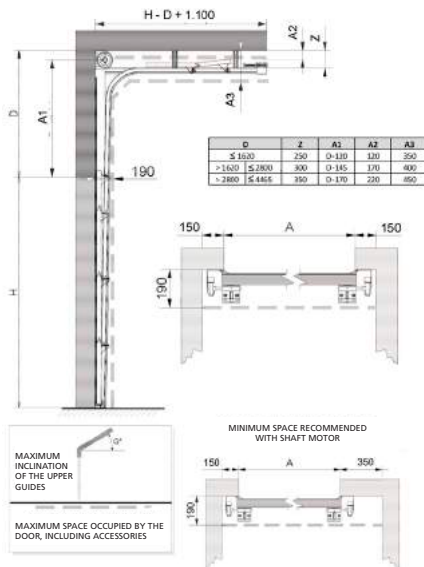
STANDARD LIFT - D 350 mm




STANDARD LIFT - D 450 mm



RAISED LIFT



VERTICAL LIFT



PANEL

STANDARD: 40 mm panel

- Standard sectional door made with 40 mm panel of 500-610 mm height, which slide along the anodized guides, thanks to a system of bearings.
- Steel sheet panel, injected in polyurethane (40 kg/m³), with grooved stucco finished finish or multiline (large colour range).
- Meccanized panels with finger trap protection and internal reinforcing omegas in white lacquered or galvanized steel.
- High quality EPDM lower and side mounted rubber seals, to ameliorate insulation.

REFRIGERATED: 80 mm panel

- Same characteristics as the standard door, but it is composed of 80 mm thickness panels, which gives a superior insulation (approximately 0.50 w / m² K).
- It is used in loading docks, which are usually refrigerated and require an enclosure with greater insulation from outside temperatures.

STRUCTURE

- Guides in 2 mm thick galvanized steel, which securely fastens the rail on which the door slides on the pre-frame. Optional stainless-steel fittings.
- Guides equipped with lateral gaskets to reinforced panel closing.
- Functional springs are linked to the winding drums by an axis, collecting the steel cable connected to the panels, keeping them suspended.
- Support with UCP bearing with a 25mm high precision axis that guarantees a greater number of operations.

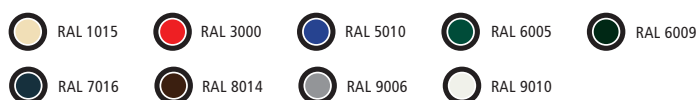
SAFETY

Manufactured according to the CE certification, all doors comply with the EN13241:

- Safety system against spring breakage.
- Finger trap protection for industrial sectional doors.
- Parachute system gets triggered in case of breakage of the steel cable that keeps the door suspended.

WIDE RANGE OF COLOURS

STUCCO PANEL - EXTERIOR RANGE OF COLOURS (included in price)



MULTILINE PANEL - EXTERIOR DIFFERENT COLOURS (included in price)



MOTORIZATION (OPTIONAL)

MOTOR

- Three-phase motor with direct transmission to the shaft for sectional doors compensated with springs and limit switches with encoder programmable from the control box.
- Manual motor operation by chain in case of lack of power supply.
- Two engine versions according to size: for doors up to 14m² and up to 26m².
- Power up to 90Nm with an output speed of 24 rpm.

CONTROL BOX

- IP65 frame made with high quality material, easily programmable.
- Power supply for 12/24 Vdc accessories with built-in electricity stabilization.
- Adjustment of limit switches from the frame itself, without the need to do so from the motor, so no lifting means are needed for adjustment.

VOLTAGE OPERATION: 3x230 / 3x400Vac-50Hz

OPERATION MODE

OPTION 1:

- Automatic up - Deadman down.
- It requires a pulse maintained by the user so that the door completes its closing cycle.

OPTION 2:

- Automatic up & down pressing the bottom in the control box, it is possible to temporise the door, programming a timed closing.
- Door equipped with all safety systems, in compliance with the European standard EN13241: 2003 + A2: 2016:
 - Safety light curtain (infrared LED curtain) that protects the entire passage surface of the door.
 - Emergency bottom box, with emergency stop.





MULTIPLE DOOR OPTIONS AND LAYOUTS

- Vision panel with different layouts.
- Lock with key.
- Motorization.
- Stainless steel hardware.
- Built-in wicket door.

PORTISO SOLUTIONS FOR INDUSTRIAL DOORS

Portiso is specialized in the manufacture of industrial doors for Cold Rooms, Food processing & Office Areas, Access (high speed doors) & Logistics (loading dock equipment), Clean Rooms, Fire Rated Walls and Partitions. Portiso solutions are present in a variety of sectors, highlighting the agri-food industry, meat & dairy industry and fishing sector, as well as food retail, hospitality businesses, pharmaceuticals and logistics.

 **PORTISO**
UNITED KINGDOM
CARDIFF

 **PORTISO**
FRANCE
LIMOGES - DINAN

 **PORTISO**
IBÉRICA
VISEU - MADRID - VALENCIA

