



SERVICE DOOR

POSITIVE TEMPERATURE AREAS – INSIDE FACTORIES OR WAREHOUSES

- Especially indicated in office areas, for toilets or changing rooms located inside the factories or warehouses.

- Widely used in air-conditioned areas where only minimal insulation is needed to preserve the work environment's temperature.

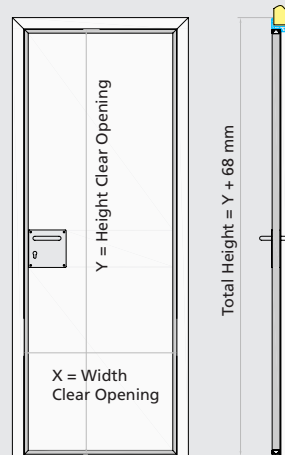
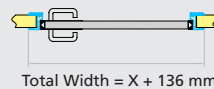
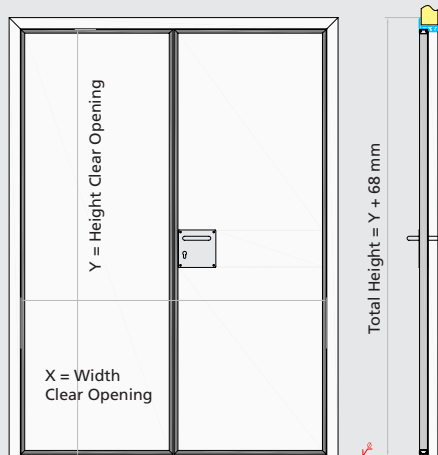
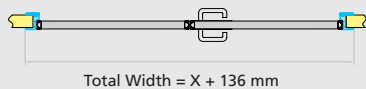
- Adaptable and versatile door thanks to its wide range of finishes, colours and types of closure.



LEAF


- Individually injected with polyurethane insulation in PUR (Bs2d0) of 40 kg/m³.
- Leaf Thickness: 40 mm.
- Leaf made with high precision mechanised plate process using an automatic punch.
- Framed leaf with mate silver anodized aluminium profile, which gives greater robustness and a better aesthetic finish.
- Internal/external coating made of a steel sheet of 0,5 mm thickness, lacquered with 25-micron epoxy paint.
- Standard colour Pyrenean White 1006 (similar to RAL 9010), coated with PE.

TECHNICAL SPECIFICATIONS & ASSEMBLY DRAWINGS



COMMERCIAL SIZE

- 1 Leaf
Commercial Width = $X - 9$ mm
Commercial Height = $Y - 39$ mm
- Double Leaf
Commercial Width = $X - 44$ mm
Commercial Height = $Y - 39$ mm



FRAME

- Made of extruded aluminium profiles.
- L-shaped exterior frame with guide housing for sealing gaskets.
- Counter frames formed by lateral extension profiles to achieve its perfect adaptation to any panel thickness.
- Standard finish in white RAL 9010 coating.
- Assembled with adjustable aluminium brackets
- Airtight seal with vertical upper closing.
- Interior closure with dual housing for fixing screws and flashing.
- Aesthetically pleasing and durable finish.

FITTINGS

- Interior and exterior handles in A-304 stainless steel, with a curved finish and stainless-steel plate, to provide greater strength.
- Lock with key and Euro cylinder.
- Lift off hinges in 304 stainless steel

WIDE RANGE OF COLOURS



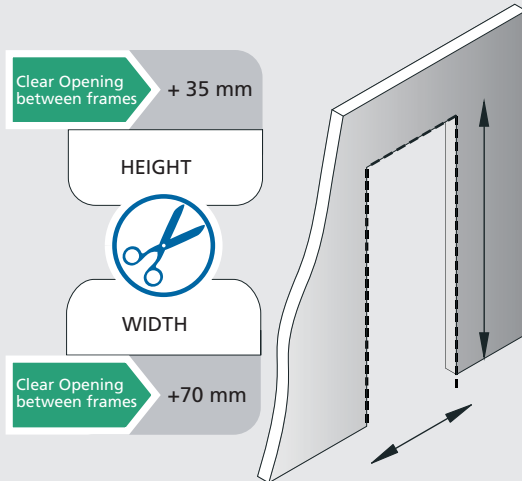
CERTIFICATE OF RELIABILITY

Hinges tested with 150.000 opening cycles

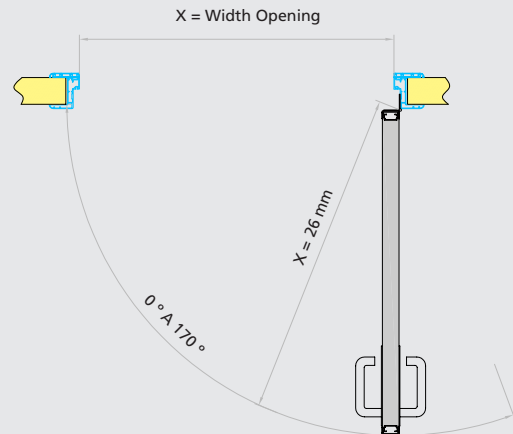
THERMAL TRANSMITTANCE COEFFICIENT

Leaf 40 mm = 0,62 W/m².K

PANEL CUT



LEAF OCCUPATION - DOOR OPENED AT 90°





MULTIPLE DOOR OPTIONS AND LAYOUTS

- Other Finishes: A-304 Stainless Steel, 200-micron White PVC, PET (Foodsafe).
- Anti-panic bar for 1 or 2 leaves.
- Handle without lock.
- WC/Toilet internal lock, with vacant/engaged indicator.
- Hydraulic door closer.
- Acrylic vision Panel 340 x 640 mm framed in EPDM grey gasket.
- Double glazed flush vision panel 340 x 640 mm.
- Bottom sweeper rubber to prevent the entry of dirt.
- Silver anodised aluminium frame.
- Stainless steel or PE leaf protections.

PORTISO SOLUTIONS FOR INDUSTRIAL DOORS

Portiso is specialized in the manufacture of industrial doors for Cold Rooms, Food processing & Office Areas, Access (high speed doors) & Logistics (loading dock equipment), Clean Rooms, Fire Rated Walls and Partitions. Portiso solutions are present in a variety of sectors, highlighting the agri-food industry, meat & dairy industry and fishing sector, as well as food retail, hospitality businesses, pharmaceuticals and logistics.

